

51.2V200AH (10240Wh)

Lithium-ion Battery Pack Specification


Issue by:

Designer : Shen Ji

Verify: 10

Rev: V0.1

Date: 2021-10-01



Copyright : Copying or distribution of this specification, or files associated with this specification, is strictly prohibited.

Confidential

CONTENT

- 1、 Product Introduction
- 2、 Characteristic Curve
- 3、 BMS
- 4、 Cautions
- 5、 Product Liability

1、 Product Introduction

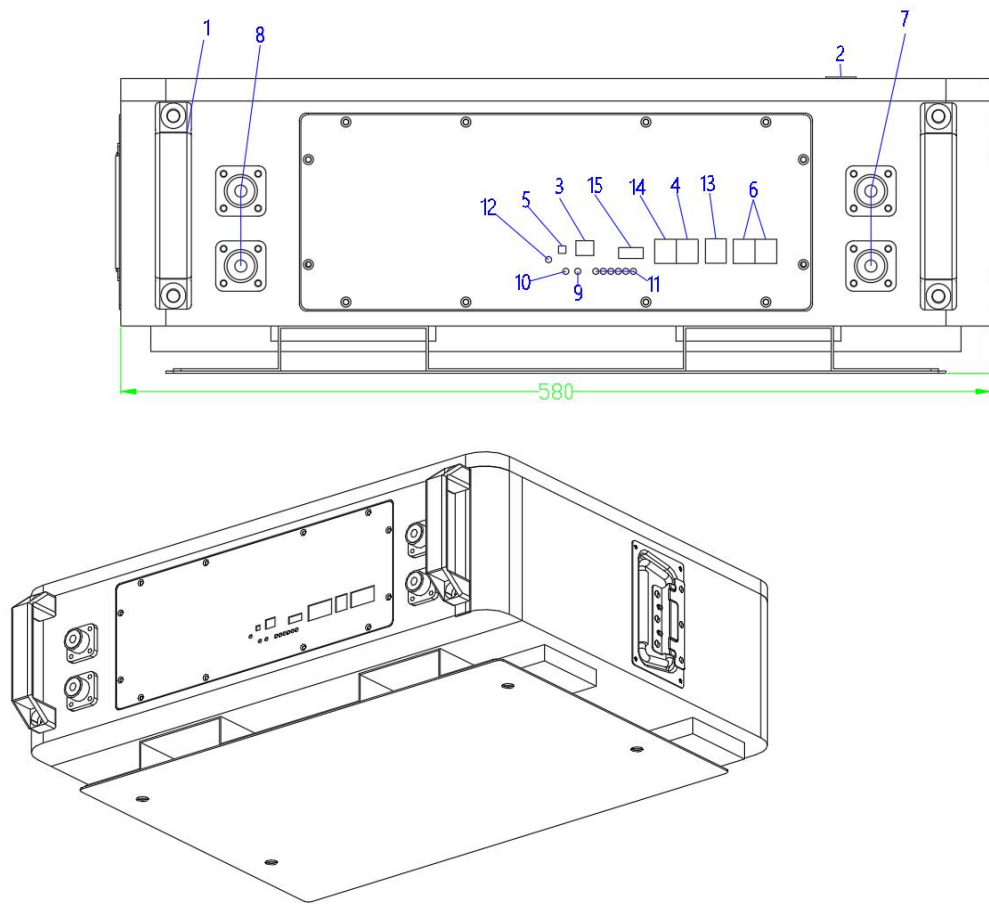
1.1 Specifications

NO	Item	SPEC	Remark
1	Rated Capacity	200AH	
2	Rated Voltage	DC-51.2V	
3	Rated Energy	10240wh	
4	Operating Voltage	44.8V~58.4V	2.8V~3.65V
5	Max. Charge Current	100A	0.5C
6	Max. Discharge Current	100A	0.5C
7	Peak Current	200A	
8	Ip Grade	IP20	
9	Discharge Temp	-10°C~55°C	
10	Charge Temp	0°C~55°C	
11	Dimension	L580mm*W800*H210mm	
12	Weight	90Kg	
13	Internal Resistance	≤30mΩ	
14	Cycle Life	5000	25°C
15	Communication	CAN/RS232+RS485	



1、Product introduction



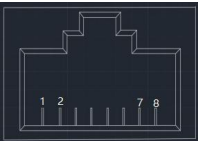
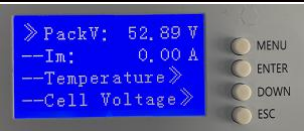


1.2 Model



NO.	Name	Function	Remarks
1	Handle	For carrying, handling	
2	ON/OFF	Button Switch on/off the BMS	
3	ID	Assign address of every model	
4	CAN	CAN Communication interface	
5	RESET	Reset the BMS	
6	Battery Comm RS485	Battery inter-comm when connect in parallel	
7	Terminals	Positive	
8	Terminals	Negative	
9	ALM	Alarming indicates LED	
10	RUN	Operating indicates LED	
11	SOC	The state of charge	
12	ON/OFF	Running indicator light	
13	Battery Comm RS232	Communication port of upper computer	
14	RS485	RS485 Communication interface	
15	Dry	Dry contact	

1、Product introduction

1.3 Interface Command

Item	SPEC	Interface	Refer										
POSITIVE	200A through-through red terminal -2P	M6screw											
NEGATIVE	200A through-through black terminal -2P	M6 screw											
485 Communication Interface	2, 7 DATA+ (A)	RJ45 interface	 <table border="1"> <thead> <tr> <th>引脚</th> <th>定义说明</th> </tr> </thead> <tbody> <tr> <td>1、8</td> <td>RS485-B</td> </tr> <tr> <td>2、7</td> <td>RS485-A</td> </tr> <tr> <td>3、6</td> <td>地</td> </tr> <tr> <td>4、5</td> <td>NC (悬空)</td> </tr> </tbody> </table>	引脚	定义说明	1、8	RS485-B	2、7	RS485-A	3、6	地	4、5	NC (悬空)
	引脚			定义说明									
1、8	RS485-B												
2、7	RS485-A												
3、6	地												
4、5	NC (悬空)												
1, 8 DATA- (B)													
Display	LED display	Four keystrokes											
Power Indicator	LED lights	Six lights indicate											
Power	Switch closed, open discharge	M16											

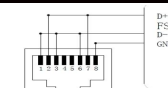
1、Product introduction

1.4 Interface Definition

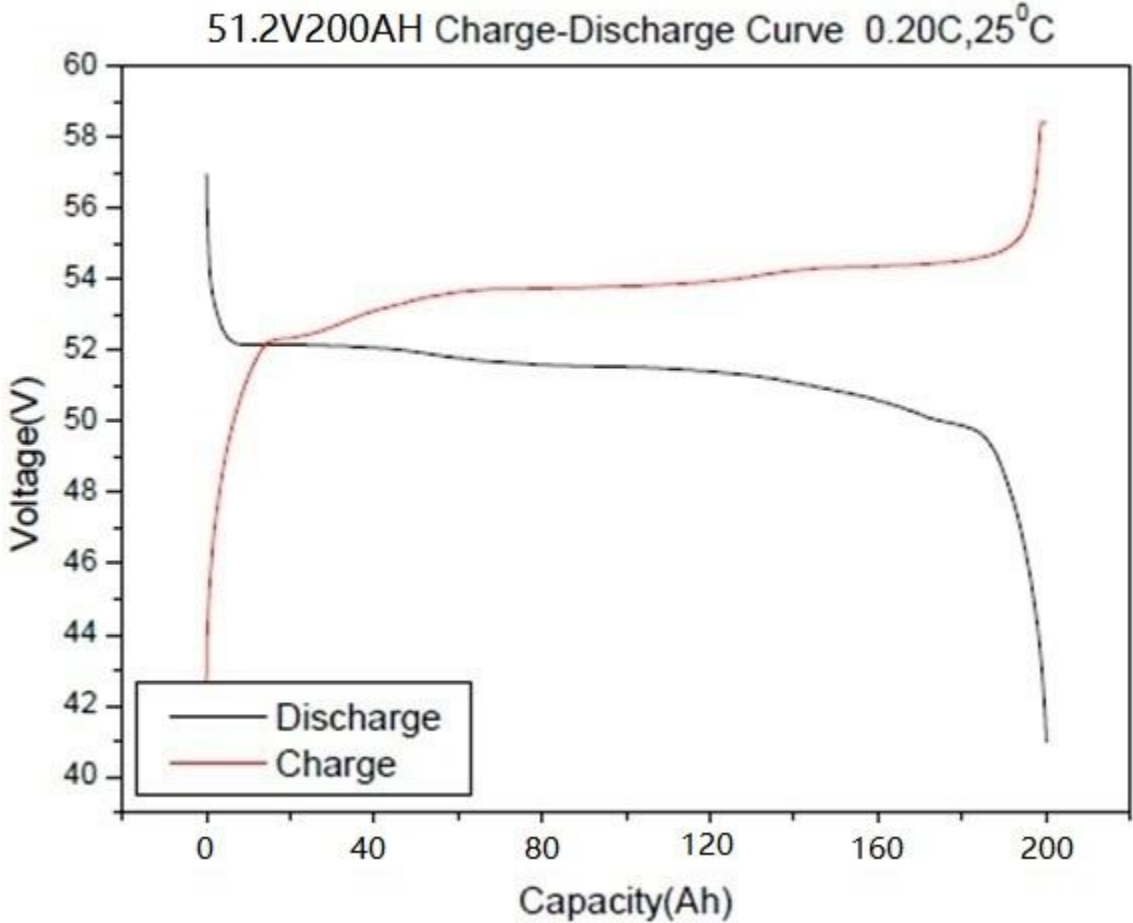
Item	Definition
Air Switch	Switch on, battery circuit turns on; Switch off, battery circuit turns off.
SOC	Percentage of remaining power: 0%~20%~40%~60%~80%~100%
ALM	ALM Blinking: Battery alarm; ALM ON: Battery protection
RUN	RUN Blinking: Battery running
CAN	Communication Protocol (RJ45 port) follows CAN, used for battery information transmission
RS485	Communication Protocol (RJ45 port) follows RS485, used for battery information transmission
ADD	Before connecting multiple devices in parallel, set the DIP switch address for each battery. The DIP switch address for each battery should be different.
RST	Long pressing a few seconds to restart battery



1、 2、 7、 8	NC
4	CAN-H
5	CAN-L
3、 6	GND



2、Characteristic Curve



3、 BMS

BMS Description

NO	Item	MIN	MAX	Type	Unit
1	Operating Voltage	44.8	58.4	/	V
2	Continuous Charging Current	1	50	/	A
3	Continuous Discharging Current	1	100	/	A
4	Discharging Over Current	180	220	/	A
5	Operating Temp	-20	70	/	°C
6	Operating Humidit	10	85	/	%
7	Internal Resistance	<10			mΩ
8	Normal Operating Consumption	<30			mA
9	Static Total Consumption		100	50	uA

4、Cautions

- (1) Do not immerse the battery in water, and keep the battery in a cool dry surrounding if it stands by.
- (2) Do not use or leave the battery at high temperature as fire or heater. Otherwise, it can overheat or fire or its performance will be degenerate and its service life will be decreased.
- (3) Do not reverse the position and negative terminals.
- (4) Do not connect the battery electrodes to an electrical outlet.
- (5) Do not short circuit. Otherwise it will cause serious damage of the battery.
- (6) Do not transport or store the battery together with metal objects such as hairpins, necklaces, etc.
- (7) Do not use the battery in a location where static electricity and magnetic field is great, otherwise, the safety devices may be damaged, causing hidden trouble of safety. Turn off the switch on its base.
- (8) Please use special lithium charger.
- (9) It should be noted that the cell would be possible to be at a over-discharged state by its self-discharge characteristics in case the cell is not used for long time. In order to prevent over-discharging, the cell shall be charged periodically to maintain about 54V(Recommended 3 months one cycle). Over-discharging may causes loss of cell performance, characteristics, or battery functions.
- (10) Do not disassemble battery.

5、 Product Liability

Company is not responsible for the incident caused by not obeying the specifications. Before using the battery, you should read the specifications, usage instruction and some attentions carefully to learn its application method and areas. If the phenomenon such as error using method or wrong circuit connection, or input power data, working index are inconsistent with the specifications, cause damage to product, load and its accessories, we are not responsible for it.

The company reserves the right to change the contents of this specification without prior notice. All copyrights reserved.